

GoMath (K-5) and Journeys (3-5) Access

Use the following instructions for accessing GoMath and Journeys Reading content (videos, practice problems, textbooks, test scores, etc.) at home.

1. Go to <https://www-k6.thinkcentral.com/ePC/start.do> (you can also Google Search Think Central to get this link).
2. Enter the Country, State, School District, and School your child attends using the drop-down menus. Select “Remember my school” for faster future access.

The screenshot shows the Think Central login interface. At the top, it says "Welcome to THINK central". Below that is a section titled "Students, Teachers, and Administrators". It contains several drop-down menus for "Country" (set to "United States"), "State" (set to "PENNSYLVANIA"), "District" (set to "Palmyra Area School District, Palmyra 17078"), and "School" (set to "Northside Elementary School, Palmyra 17078"). There is a checked checkbox for "Remember my school". Below these are input fields for "User Name:" and "Password:", followed by a "Log In" button. At the bottom, there are links for "Teachers and administrators only", "Forgot User Name", and "Reset Password", and a blue button that says "Evaluators Click Here".

3. Enter your child’s User Name and Password. Then, “Log In.”

Username: _____ (student ID)

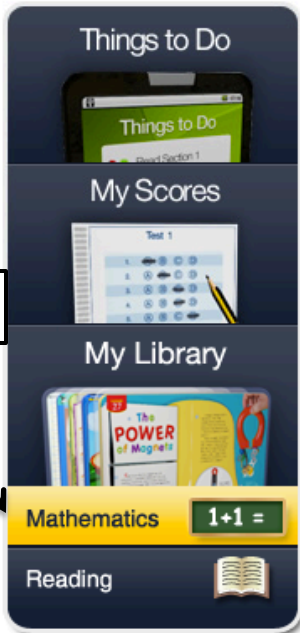
Password: _____

4. Students have 3 sections to choose from:

The screenshot shows the Think Central dashboard. On the left, a callout box says "Assignments for your child that are assigned by their teacher." with an arrow pointing to the "Things to Do" section. The "Things to Do" section has a sub-header "Things to Do" and a description "Access all assignments, their due dates, and status". Below it is a smartphone displaying a list of tasks: "Read Section 1", "Math Revision", "Do Quiz", and "Study". On the right, there are two more sections: "My Library" and "My Scores". A callout box on the top right says "Textbooks, Videos, Independent Practice, etc." with an arrow pointing to the "My Library" section. Another callout box on the bottom right says "Test scores for online tests (mostly used by 3-5 for Journeys)." with an arrow pointing to the "My Scores" section. The "My Scores" section shows a "Test 1" scorecard with a list of questions and answers.

My Library

Math



My Library

Can't find it?

Try searching the library. If you still can't find what you are looking for then ask your teacher to help.



GO Math! Real World Videos, G3



Math Concept Readers, G1



Animated Math Models, G1



Go Math! STEM Activities SE, G3



Critical Area Projects (SE), G1



Critical Area Projects (SE), G3



ITools Intermediate



Go Math! STEM Activities SE, G1



GO Math! Multimedia eGlossary, K-6



Strategic Intervention (SE), G3

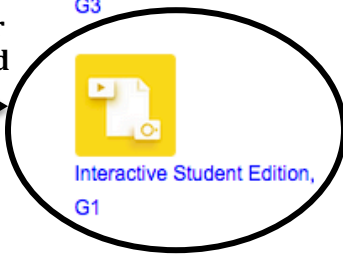


ITools Primary



Math Concept Readers, G3

Guided Lessons & Personal Math Trainer (choose your grade and lesson)



Interactive Student Edition, G1



Strategic Intervention (SE), G1



Math on the Spot Video Tutorial, GK-6

Instructional Videos (choose your grade and lesson)



Interactive Student Edition, G3

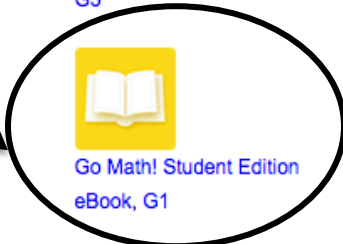


Mega Math



Go Math! Student Edition eBook, G3

Student eTextbook



Go Math! Student Edition eBook, G1



GO Math! Animated Math Models, G3

Reading

My Library

Can't find it?
Try searching the library. If you still can't find what you are looking for then ask your teacher to help.

Search Library

Journeys Magazine L3, 2014	Journeys myWriteSmart, G3, NA, 2014	Journeys Write-In Reader G3 2014
Journeys Student Book G3 2014	Common Core Writing Handbook G3 2014	Journeys GrammarSnap Videos G1-6 2014
Journeys Leveled Readers G3 2014	Performance Assessment G3 2014	Journeys Reader's Notebook G3 2014

Journeys Student Book- Read (or listen to) the textbook/anthology weekly stories.

Journeys GrammarSnap Videos- Grammar videos.

Journeys Leveled Readers- Additional books for reading or listening to reading (below level, on level, above level). Themes, vocabulary, and skills relate to the weekly whole-class text.