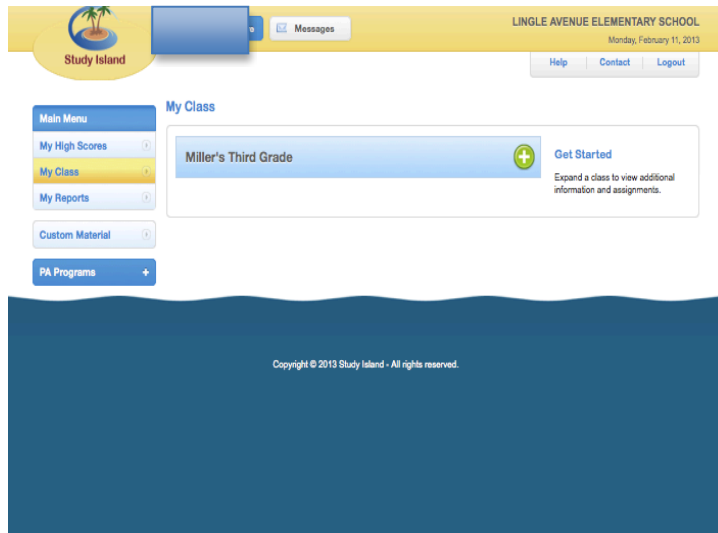


# Study Island Instructions

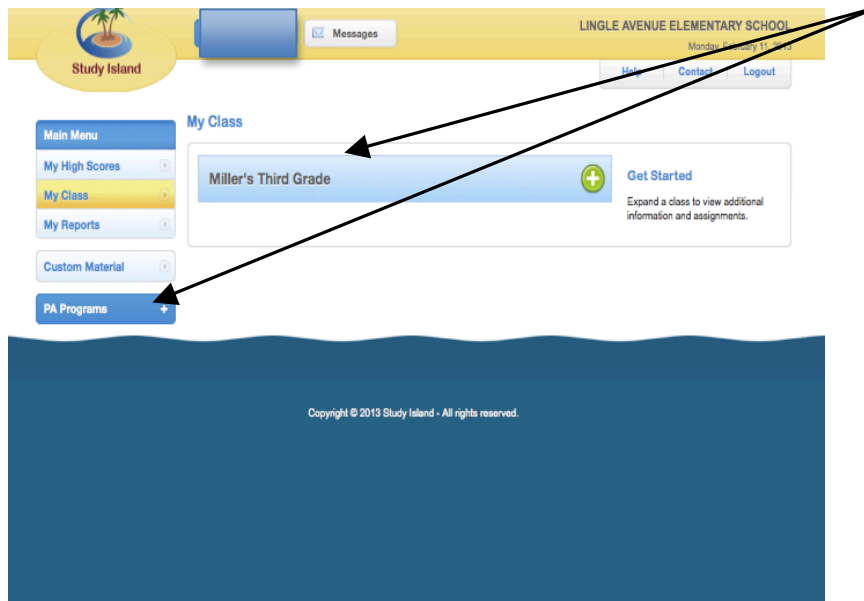
Study Island can be accessed from the Palmyra Area School District web page, or from your internet browser at [www.studyisland.com](http://www.studyisland.com).

Your child's **username is: lunch#@pasd** and the **password is: pasd1234**.

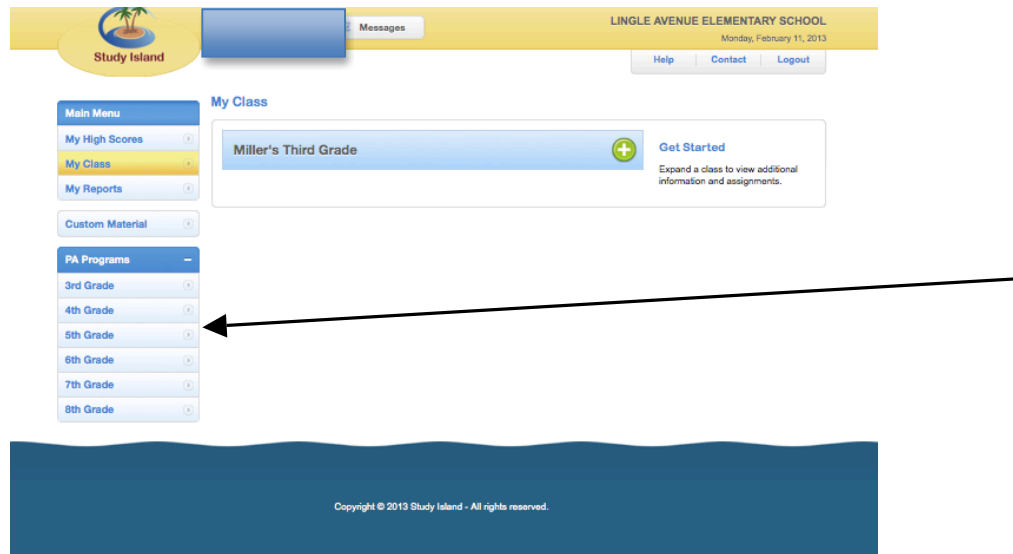
1. Once logged-in, you will see this home screen:



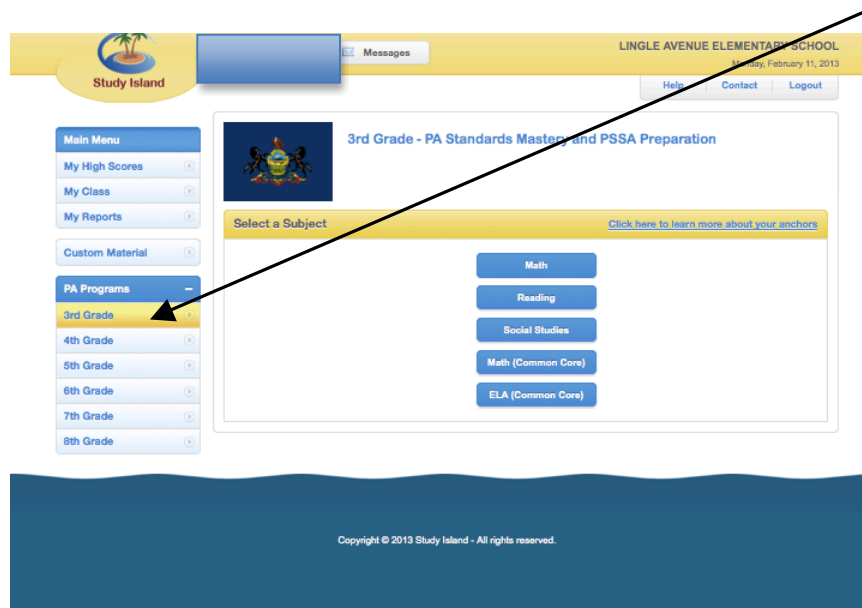
2. Then, you can click on our Class- Math or ELA (and your child can complete the activities I have assigned in class for math), or they can begin studying/practicing other skills. To practice reading and other math at their own pace, have them click on PA Programs.



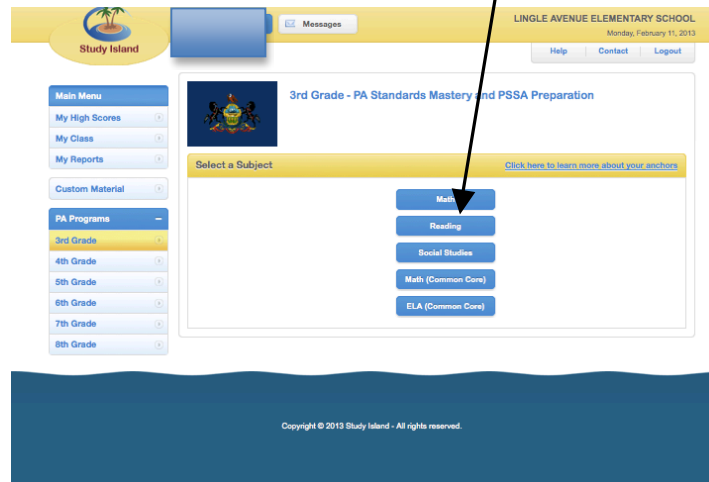
3. That link will take them to a page that looks like this:



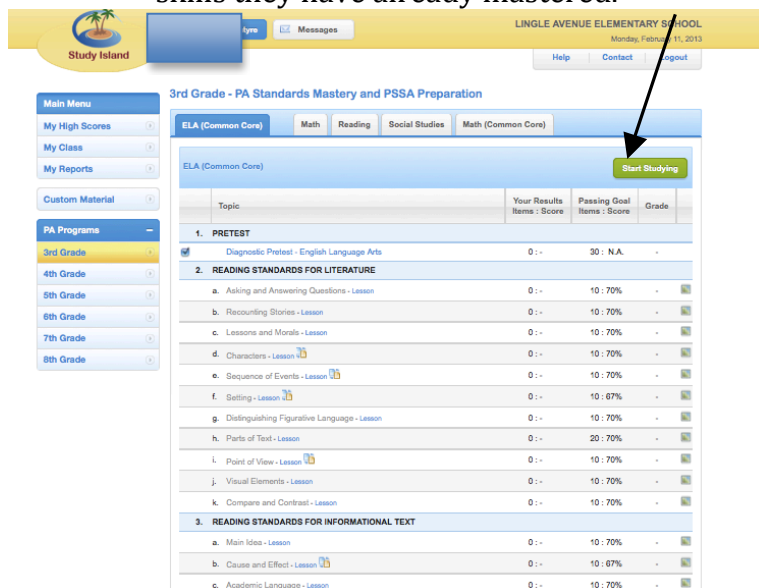
4. Click on "3rd Grade" so you can see the subject areas (Math, Reading, Social Studies, Math- Common Core, and ELA- Common Core).



5. Then select the subject area of choice. Math (Common Core) and ELA (Common Core) are the two subjects we use for benchmark testing, but math and reading are the subjects that will be tested in the PSSA. The common core subjects are similar to the other two, but they include more topics, which will make your child be even more prepared (which is why I would recommend having them do the common core areas).



6. Once your child selects the correct subject area, they will select “start studying”. This will then give them a pre-test and then Study Island will assign activities for them based on their specific areas of need. By choosing this option, it allows your child to really practice the skills they need and allows them to spend less time on skills they have already mastered.



Please feel free to contact me if you have any questions.